



CIO Update

Business and Operations Advisory Committee

April 30, 2013

Office of Information and Resource Management
Your Success is Our Success!

Administrative Services
Human Resource Management
Information Systems
Chief Information Officer



Federal IT Mission Statement

We will aspire to promote a bright and prosperous future for the United States through the strategic use of Federal Information Technology.

We will do so by driving efficiency and effectiveness across Government, spurring innovation, protecting and defending our resources and more effectually bringing Government services to Americans.

Office of Information and Resource Management
Your Success is Our Success!

Administrative Services
Human Resource Management
Information Systems
Chief Information Officer



The Opportunity Ahead



Office of Information and Resource Management

Your Success is Our Success!

Administrative Services
Human Resource Management
Information Systems
Chief Information Officer



Office of Information and Resource Management
Your Success is Our Success!

Administrative Services
Human Resource Management
Information Systems
Chief Information Officer

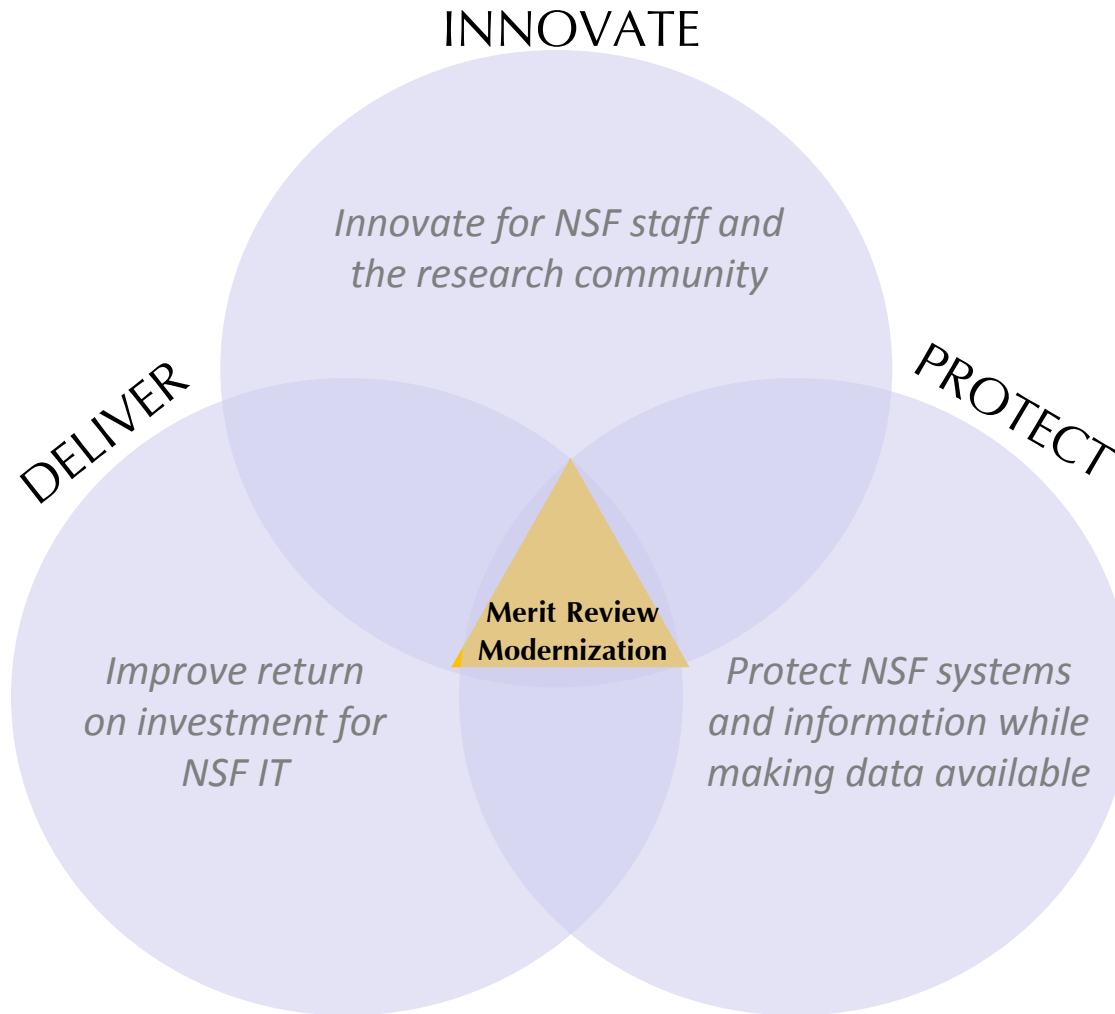


Office of Information and Resource Management
Your Success is Our Success!

Administrative Services
Human Resource Management
Information Systems
Chief Information Officer



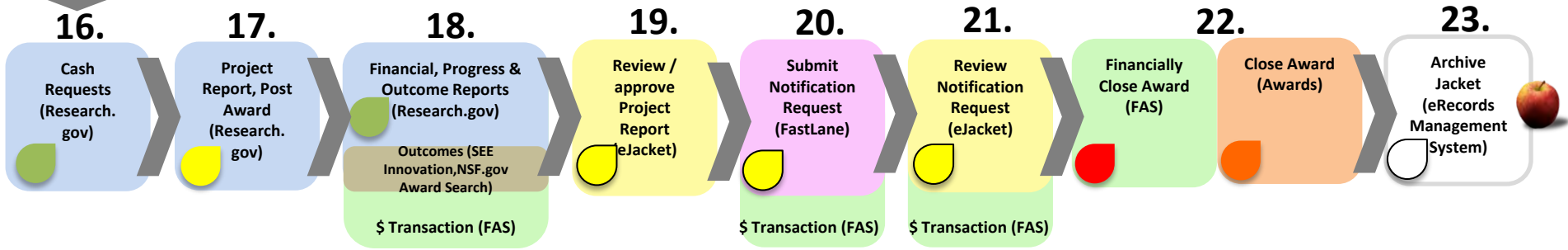
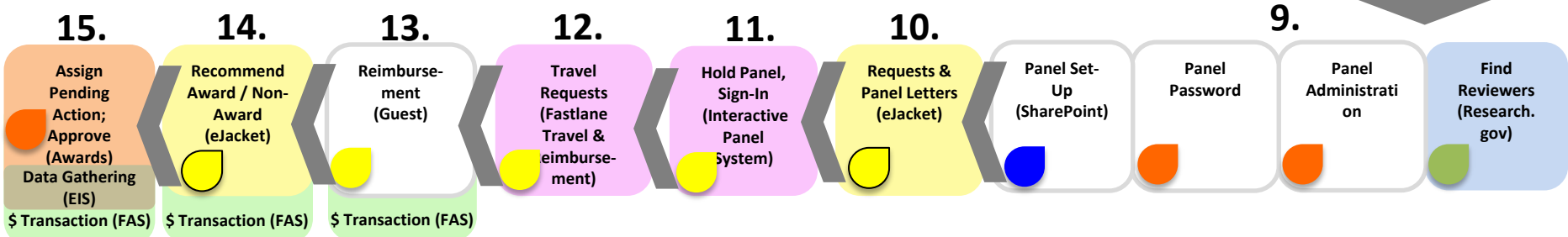
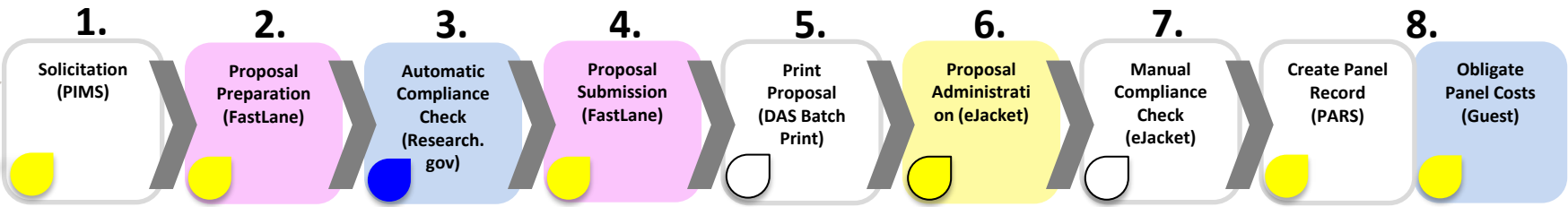
NSF IT Vision - Internal



Office of Information and Resource Management
Your Success is Our Success!

Administrative Services
Human Resource Management
Information Systems
Chief Information Officer

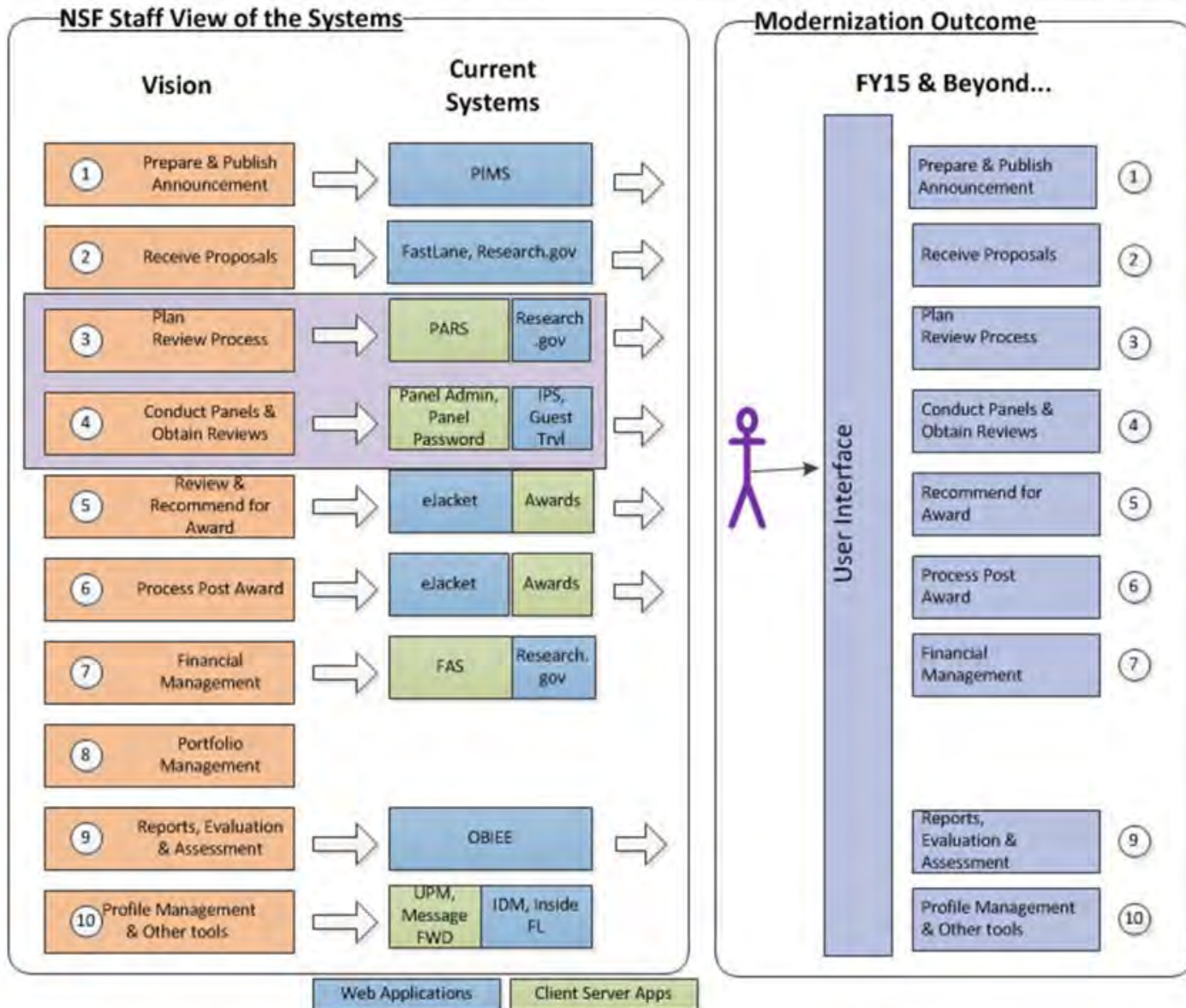
NSF Merit Review Systems ("As Is")



Data Integration & Mining
Seamless Interface

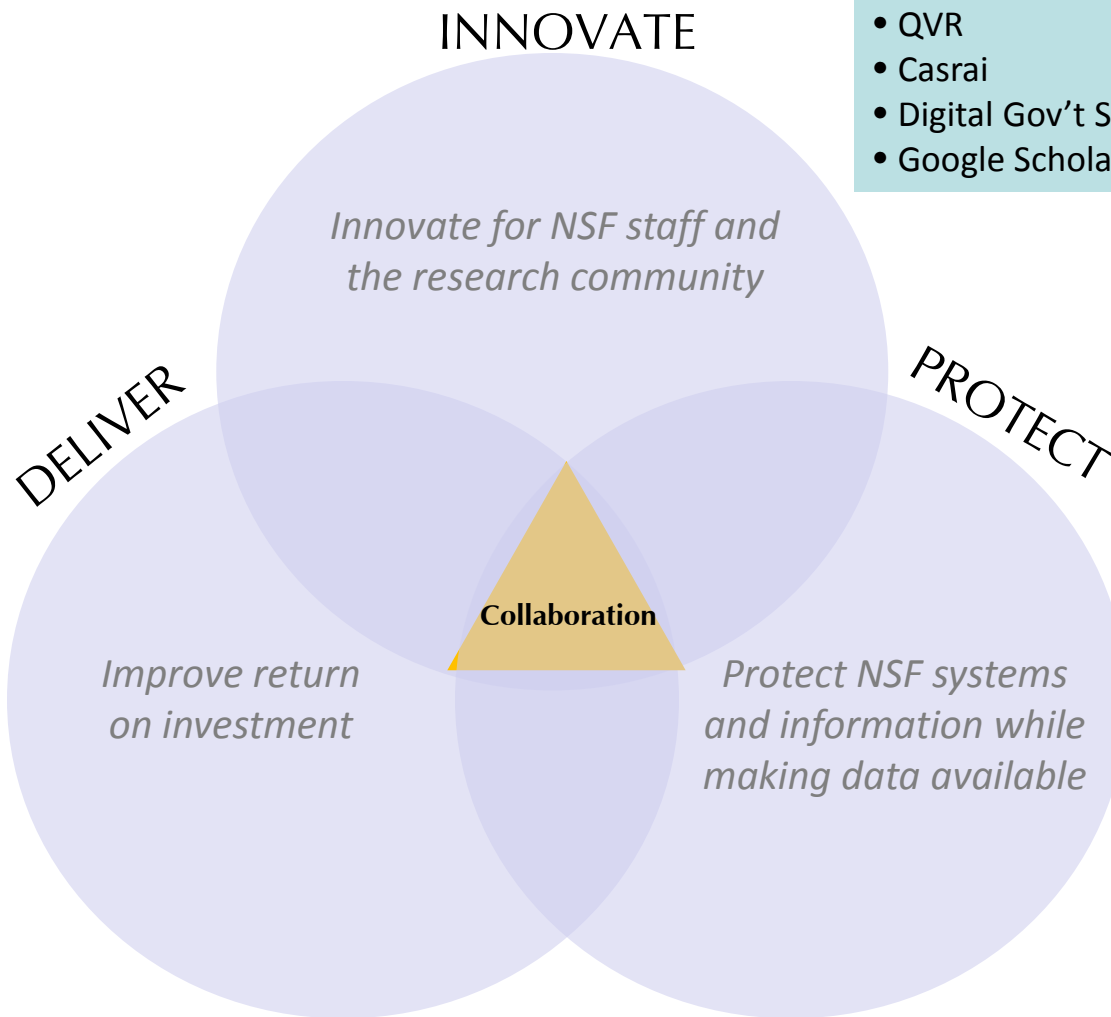
- ← End of service life
- ← Client/Server
- ← Web application
- ← Web portal
- ← In development/lab
- ← Manual
- ← FastLane
- ← eJacket
- ← Research.gov
- ← FAS
- ← Awards
- ← Reporting Application
- ← Other Application

NSF Merit Review Systems – Staff facing IT services





NSF IT Vision - External



- QVR
- Casrai
- Digital Gov't Strategy
- Google Scholar

- PortfolioStat
- IT Governance
- Public Access
- Science CV

- CIO Council
- DHS

Office of Information and Resource Management
Your Success is Our Success!

Administrative Services
Human Resource Management
Information Systems
Chief Information Officer



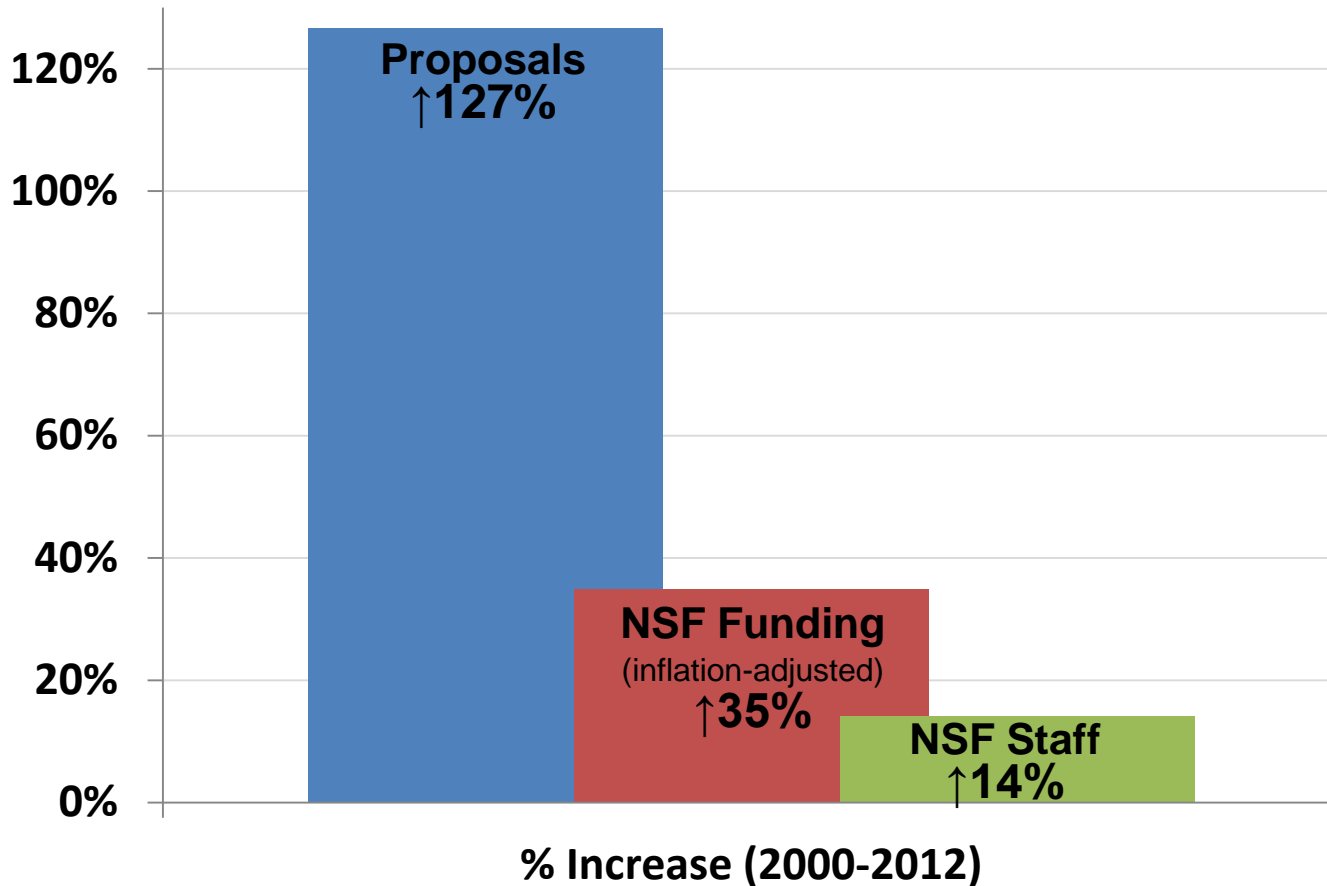
Backup Slides

Office of Information and Resource Management
Your Success is Our Success!

Administrative Services
Human Resource Management
Information Systems
Chief Information Officer



NSF Trends FY2000 - FY2012



Office of Information and Resource Management
Your Success is Our Success!

Administrative Services
Human Resource Management
Information Systems
Chief Information Officer



IT Modernization at NSF



Modernization of FastLane



Modernization of FAS

**Merit Review
Systems
Modernization**

2007

2009

2013

*Best practices from
R.gov and iTRAK*

*Applied to Merit
Review Systems
Modernization*

Office of Information and Resource Management
Your Success is Our Success!

Administrative Services
Human Resource Management
Information Systems
Chief Information Officer

President's IT Budget for FY 2014

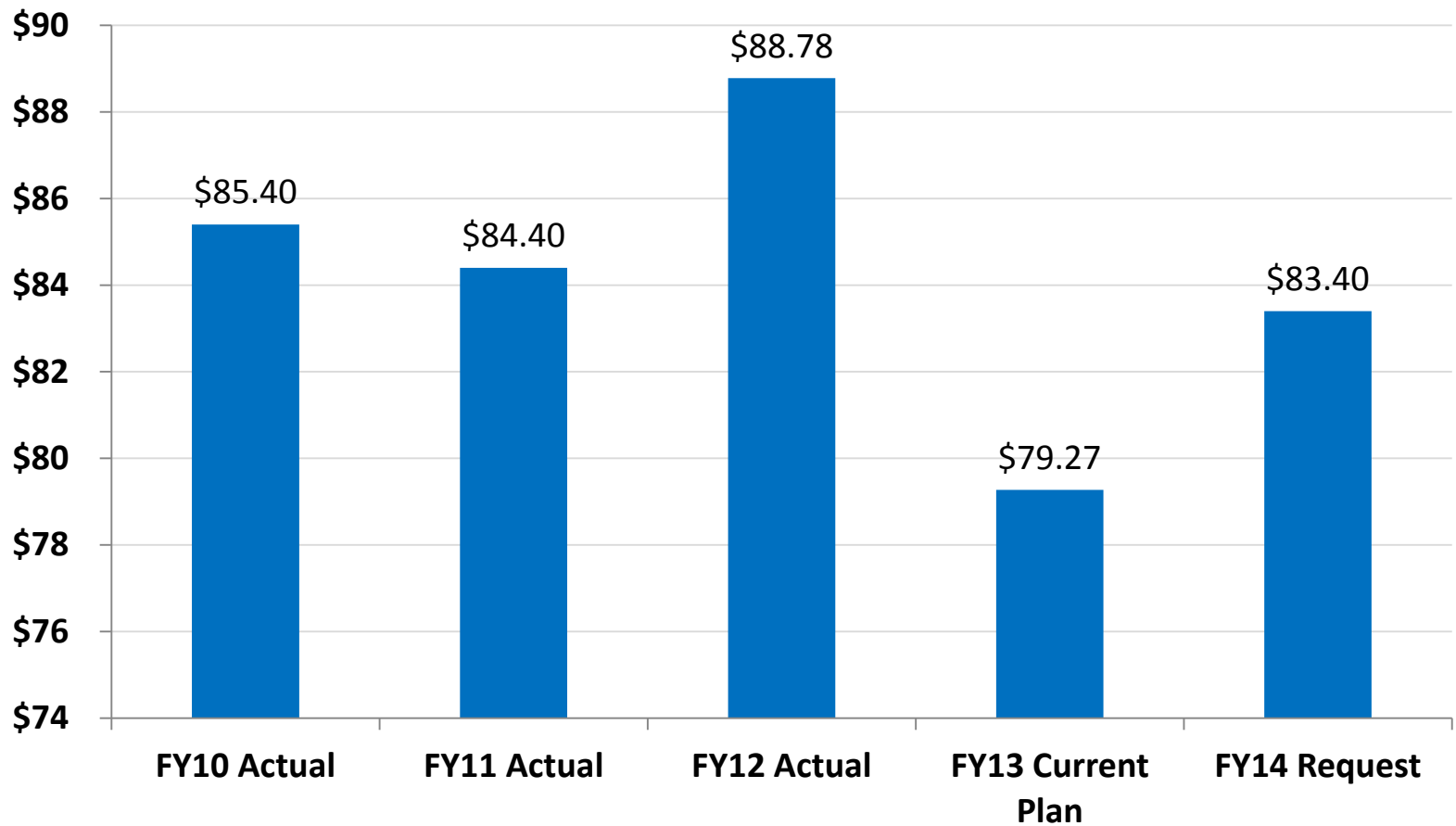
Federal IT Investments, FY 2014 Budget (in millions)

<i>Agency</i>	2012	2013 (CR)	2014	<i>Change FY12 to FY14</i>	
Department of Agriculture	\$2,538	\$2,526	\$2,510	(\$28)	-1.1%
Department of Commerce	\$2,474	\$2,449	\$2,507	\$33	1.3%
Department of Education	\$557	\$622	\$621	\$64	10.3%
Department of Energy	\$1,579	\$1,523	\$1,529	(\$50)	-3.3%
Department of Health and Human Services	\$7,181	\$7,416	\$7,288	\$107	1.4%
Department of Homeland Security	\$5,558	\$5,674	\$6,072	\$514	9.1%
Department of Housing and Urban Development	\$353	\$461	\$294	(\$59)	-12.8%
Department of the Interior	\$1,033	\$1,045	\$1,013	(\$20)	-1.9%
Department of Justice	\$2,753	\$2,687	\$2,657	(\$96)	-3.6%
Department of Labor	\$577	\$596	\$611	\$34	5.7%
Department of State	\$1,374	\$1,358	\$1,417	\$43	3.2%
U.S. Agency for International Development	\$133	\$165	\$126	(\$7)	-4.2%
Department of Transportation	\$2,996	\$3,146	\$3,128	\$132	4.2%
Department of the Treasury	\$3,407	\$3,706	\$3,746	\$339	9.1%
Department of Veterans Affairs	\$3,168	\$3,267	\$3,890	\$722	22.1%
U.S. Army Corps of Engineers	\$535	\$483	\$493	(\$42)	-8.7%
Environmental Protection Agency	\$422	\$419	\$448	\$26	6.2%
General Services Administration	\$537	\$549	\$486	(\$51)	-9.3%
National Aeronautics and Space Administration	\$1,463	\$1,433	\$1,436	(\$27)	-1.9%
National Archives and Records Administration	\$108	\$119	\$103	(\$5)	-4.2%
National Science Foundation	\$103	\$99	\$99	(\$4)	-4.0%
Nuclear Regulatory Commission	\$134	\$151	\$152	\$18	11.9%
Office of Personnel Management	\$82	\$85	\$86	\$4	4.7%
Small Business Administration	\$102	\$115	\$115	\$13	11.3%
Smithsonian Institution	\$65	\$67	\$66	\$1	1.5%
Social Security Administration	\$1,456	\$1,605	\$1,504	\$48	3.0%
<i>Subtotal for Major Civilian Agencies</i>	\$40,690	\$41,766	\$42,397	\$1,707	4.1%
<i>Department of Defense</i>	\$39,588	\$38,810	\$39,599	\$10	0.0%
<i>Total IT Investments in Federal Government</i>	\$80,278	\$80,576	\$81,996	\$1,717	+2.1%



NSF IT Budget

Funding Levels – FY10 to FY14



Office of Information and Resource Management
Your Success is Our Success!

Administrative Services
Human Resource Management
Information Systems
Chief Information Officer