

Virtual Panels @ NSF:



to Business & Operations AC



José L. Muñoz
CTO

April 2014

Technologies Used for Virtual Panels

- ◆ WebEx/Telephone (telephone req'd)
- ◆ Jabber (HD video and VOIP)
- ◆ Second Life (virtual world)
- ◆ Skype (ubiquitous)
- ◆ Sharepoint (asynchronous panels)
- ◆ Telephone!! (THE back-up solution!)
- ◆ The VPTF is looking at other technologies

FY13 Virtual Panels by the Numbers

- ◆ For fiscal year 2013 (FY2013)[DAS]
 - 1874 panels, of which
 - 1337 hybrid or F2F panels, and
 - 537 wholly virtual panels (100% virtual)
- ◆ 28.6% wholly virtual panels [DAS]
 - FY13 performance goal was 5%
 - FY14 performance goal is 15%
- ◆ Avg size of virtual panels: 6 [DAS]
 - Avg size of non-virtual panels: 10

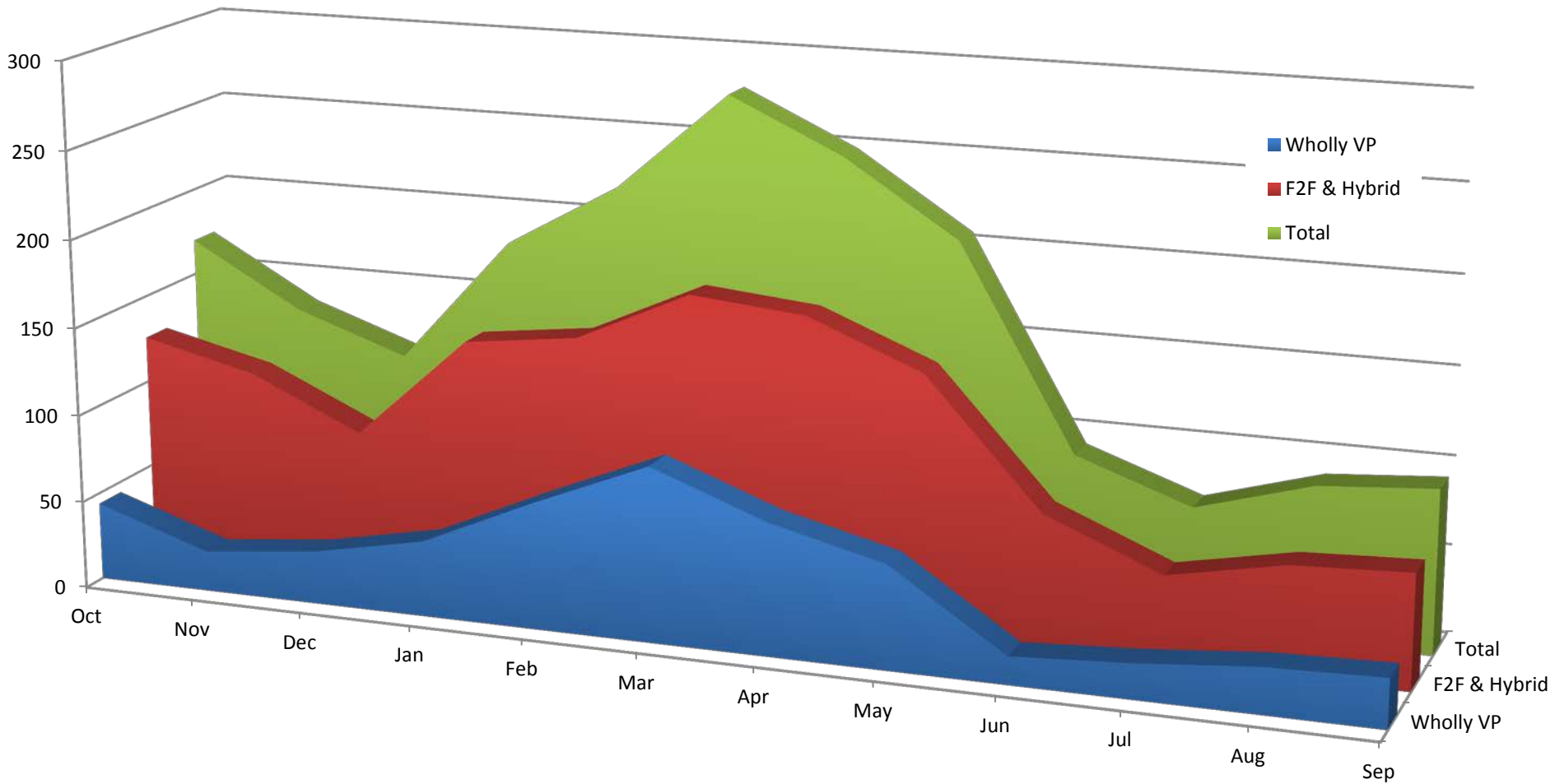
More Virtual Panel Numbers

- ◆ 13% of competitive proposals were reviewed by wholly virtual panels [BFA]
 - 38% proposals were reviewed by some virtual participation (wholly or hybrid)
- ◆ 23% of all panelists participated virtually [DAS]
 - 3956 virtual/17090 total
 - [side bar note: at one time we were considering an 8% goal in this area]
- ◆ 660 of wholly virtual panelists filled out the survey questionnaire [CTO]

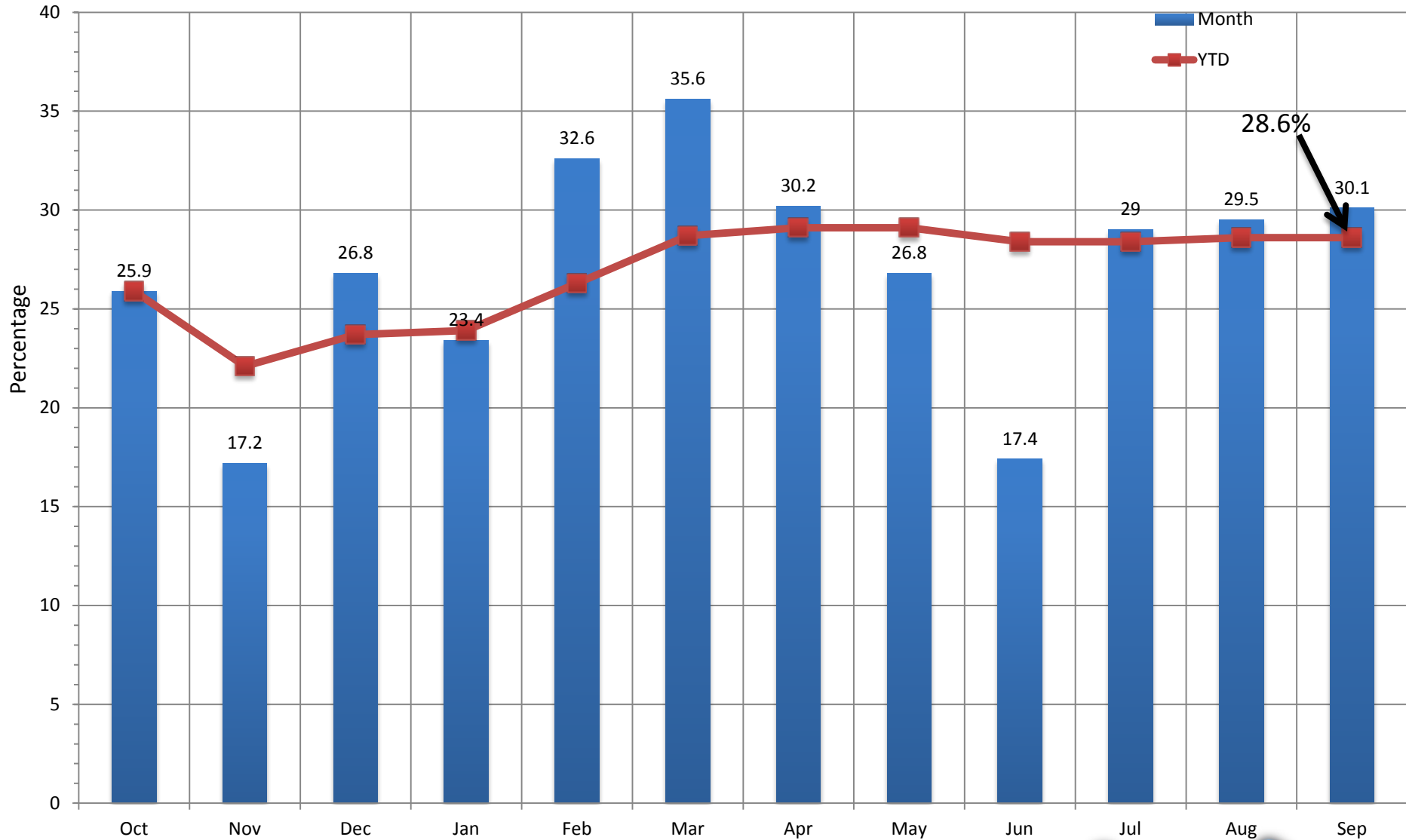
NSF Virtual Participation: FY13

Meeting Type	# Wholly Virtual	# Non-Virtual	Total #	% of Wholly Virtual
Panels	537	1337	1874	28.6%
Advisory Committees	2	27	29	6.9%
Site Visits	7	148	155	4.5%
Committee of Visitors	1	25	26	3.8%
Subcommittees	0	3	3	0.0%
All	547	1540	2087	26.2%

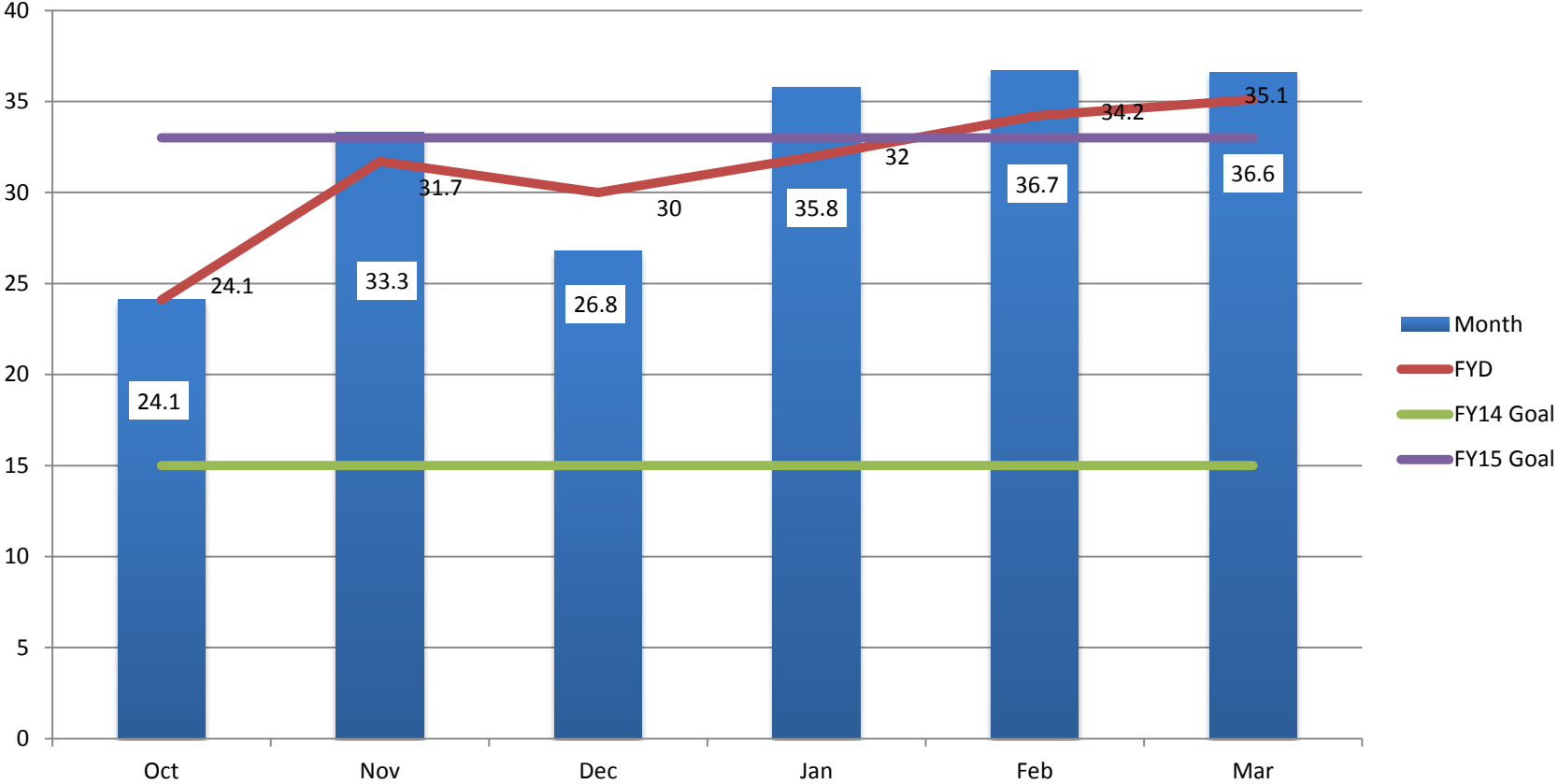
FY13: Number of Panels



FY13: Percent of Wholly Virtual Panels/Month



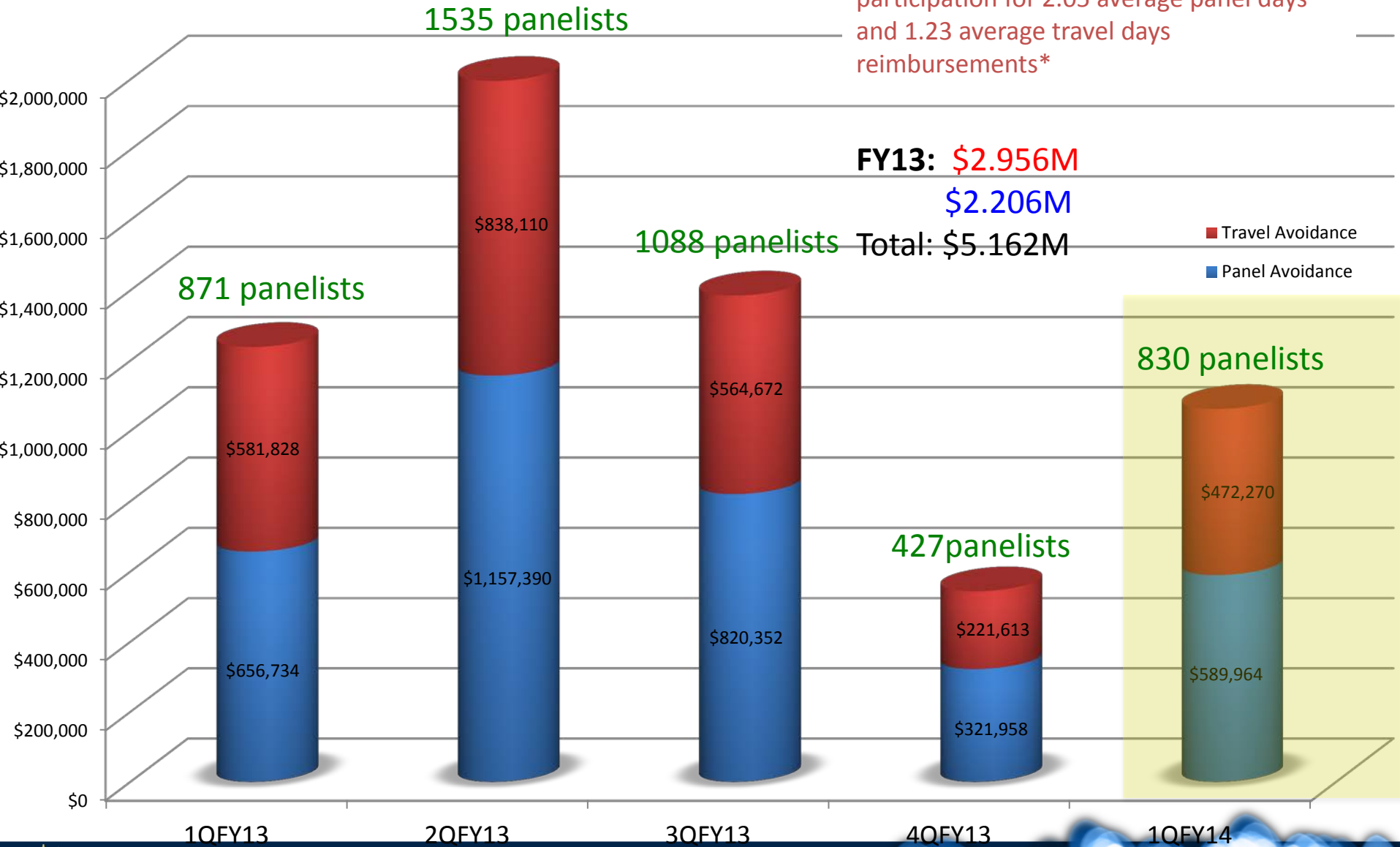
FY14 Wholly Virtual



Savings based on average
airline ticket price: \$519

Cost Avoidance

Savings based on differential from flat rate
reimbursement for on site vs virtual
participation for 2.05 average panel days
and 1.23 average travel days
reimbursements*

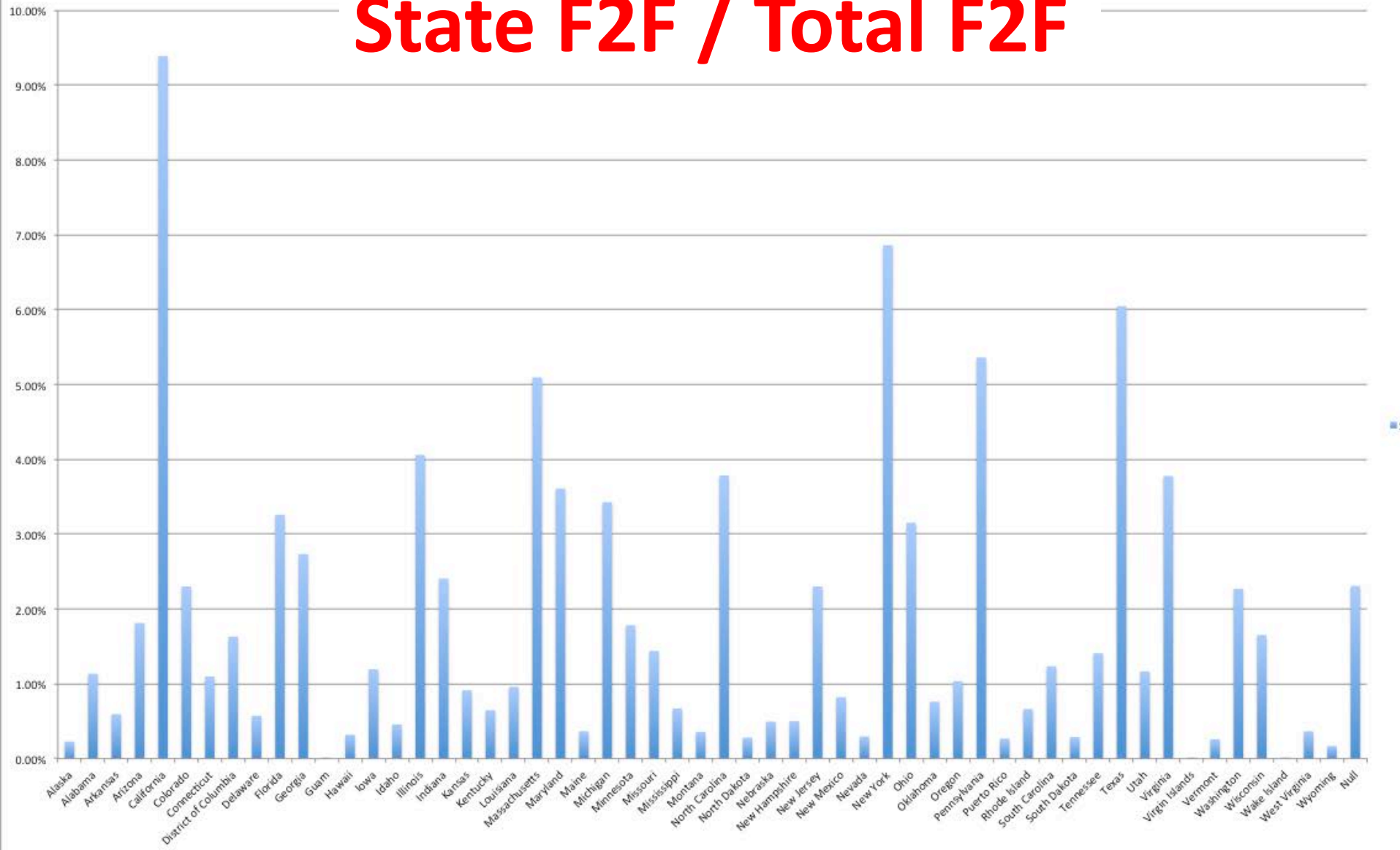


FY13: \$2.956M
\$2.206M
Total: \$5.162M

■ Travel Avoidance
■ Panel Avoidance

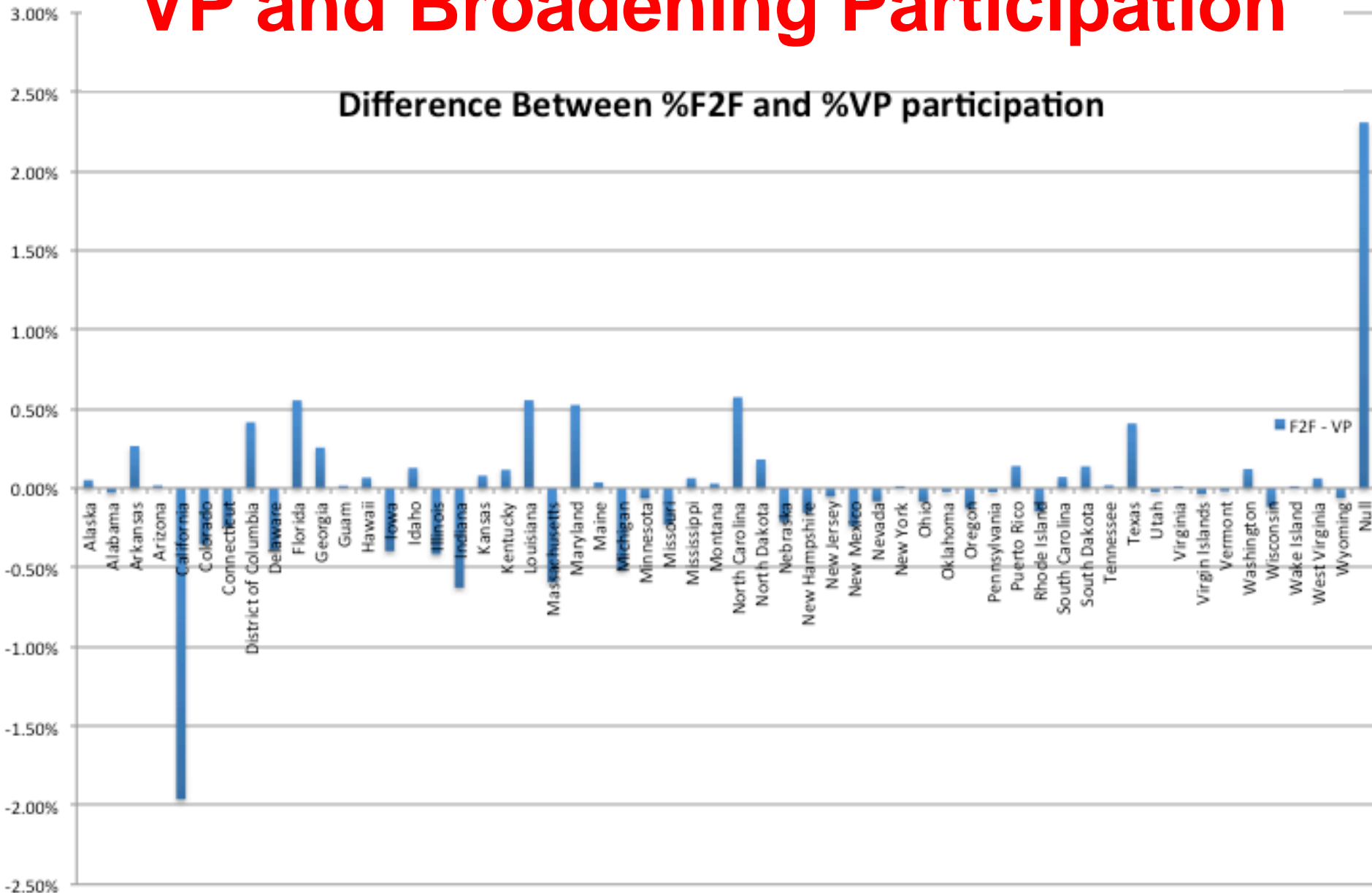


State F2F / Total F2F



VP and Broadening Participation

Difference Between %F2F and %VP participation



FY13 LearnNSF

- ◆ VP1: Virtual Panel Development (WebEx 101)
 - 51 participants
- ◆ VP2: Tools and Resources
 - 141 participants
- ◆ VP3: Best Practices for Conducting a Virtual Panel
 - 10 participants
- ◆ VP4: Virtual panels for virtual panelists
 - in development (external access)

Survey Summary: Cons

- ◆ Virtual **does not** replace F2F!!
 - loss social networking
 - loss of non-verbal cues (even with video)
- ◆ Technical issues
 - Audio is critical
 - HW variability can be annoying
 - technology can be problematic
- ◆ Asynchronous panel problematic with two review mechanisms
 - Increased PO workload
 - Having to deal with two input mechanisms

Survey Summary: Pros

- ◆ Virtual was just as effective (somewhat)...more convenient
- ◆ No travel “hassles” for panelists or NSF
- ◆ Meeting rooms not required; meal logistics and refreshments avoided
- ◆ Appreciate flexibility in scheduling
- ◆ Focused discussions

FY14: GRFP and Virtual Panelists

- ◆ GRFP went to totally virtual panels in FY14
- ◆ Over 1300 panelists (35K reviews)
- ◆ 38 virtual panels (w training)
 - Used WebEx with VOIP
 - Min: 11, Avg: 36, Max: 67
- ◆ Used “split-days” format
 - Meet one day --- off day ---- Meet second day
 - Proved to be very helpful for deliberations
- ◆ GRFP teamwork was outstanding
 - EHR, DIS, DAS, Otts, Virtual Panel Champions



Graduate
Research
Fellowship
Program



VP Activities: Looking Forward

- ◆ Additional LearnNSF training module
 - Virtual panels for panelists (external course)
- ◆ Asynchronous mechanism embedded in the Interactive Panel System (CISE/MPS)
 - pilot used Sharepoint
 - addresses one of the issues
- ◆ Common template to invite panelists that would include request to fill out survey and survey link.

Piloting Virtual Services: BlueJeans

- Cloud-based conferencing service
- Approved for FACA/panels
- Contracted service through 30 September 2014
- Pilot tested for VPTF with good reviews
- Sign up for a trial account using your @nsf.gov e-mail address to be automatically placed in the NSF account.
- Unlimited use, 25 participant meeting limit
- Users find it easy to learn and use
- POC: Keith Bennett/MPS (kebennet@nsf.gov)



Piloting Virtual Services: Vidyo

Ease of use	Anyone can set up Vidyo, no technical expertise needed	
Interoperability	Enabling technology across multiple platforms	
Performance	Enterprise class communications and high quality picture	
Mobile	Every device video enabled	
Simplicity of deployment	Flexible, turnkey deployment in the cloud or on-premise	
Cost savings	Low initial investment and minimal operating expense	
Scalable	Easily grow your Vidyo solution as your business grows	

- POC: Randy Hill (rhill@nsf.gov)

Summary

- ◆ Exceeded our FY13 goal of 5% wholly virtual panels: 28.6% (largely motivated by travel restrictions)
- ◆ Ahead of FY14 goal of 15%: 35% YTD
- ◆ OMB changed FY15 goal from 25% to 33%
- ◆ WRT Broadening Participation
 - inconclusive (IIP has promising results)
- ◆ Need **SIGNIFICANTLY** better response to virtual panel surveys (only 28 responded in Mar14!!)
 - **especially true for VP Moderator survey!!**
 - the VPTF uses the survey results!!
- ◆ Virtual participation is being monitored by OMB
- ◆ **THANK YOU:** DAS, DIS, VPTF, IIP and especially the program officers and staff

