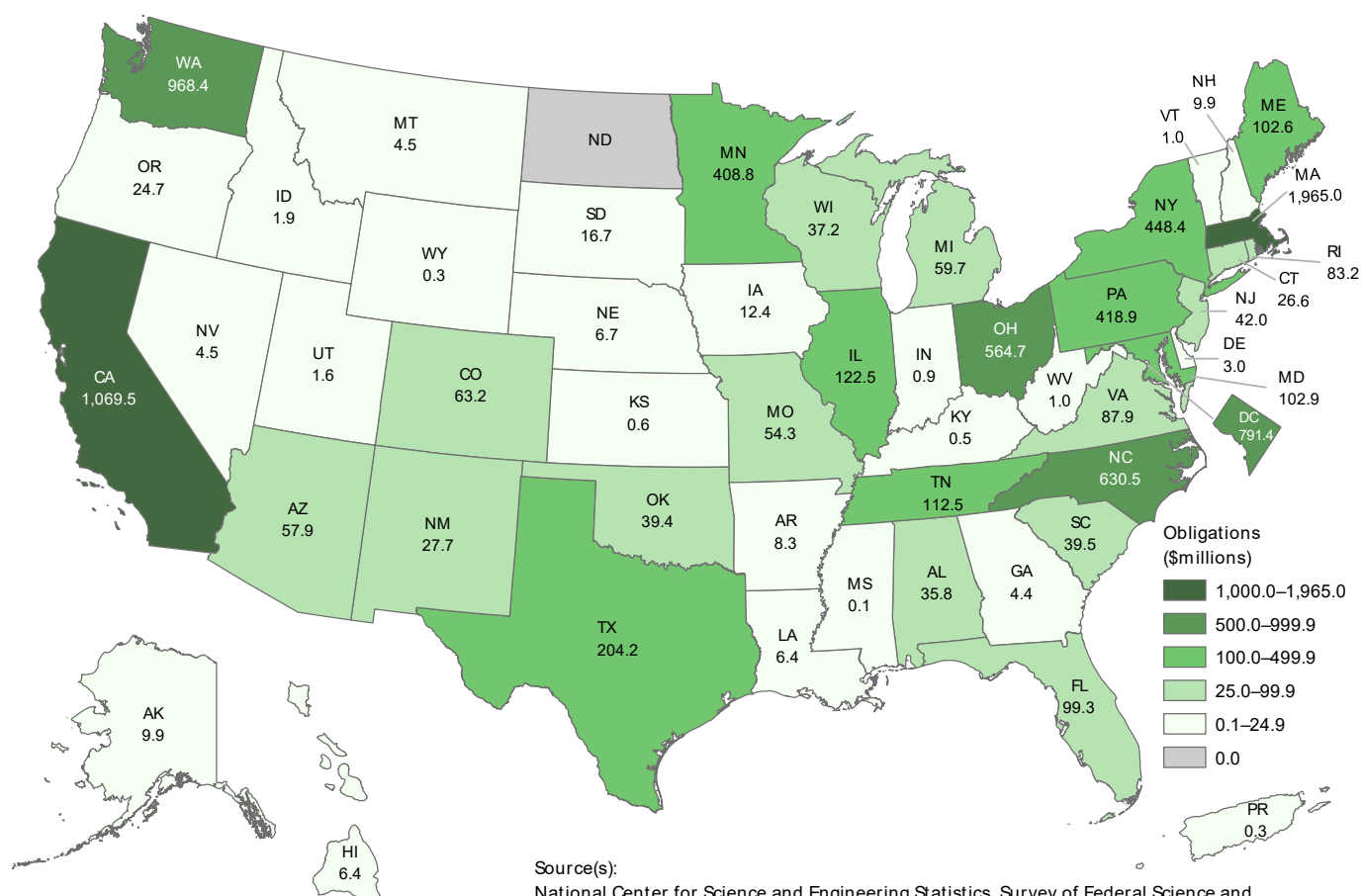




## R&D and R&D Plant Obligations to Nonprofit Organizations, by Geographic Area, for All Federal Agencies: FY 2020

In FY 2020, federal agency obligations to nonprofit organizations across the country for research and development (R&D) and R&D plant totaled \$8.8 billion. Obligations varied by state and area and were concentrated in a few states. For example, across all agencies, Massachusetts-based nonprofit organizations in total received nearly \$2.0 billion in federal obligations. California-based nonprofit organizations were the recipients of nearly \$1.1 billion.

All federal agency obligations for science and engineering R&D and R&D plant to nonprofit institutions, by geographic area: FY 2020



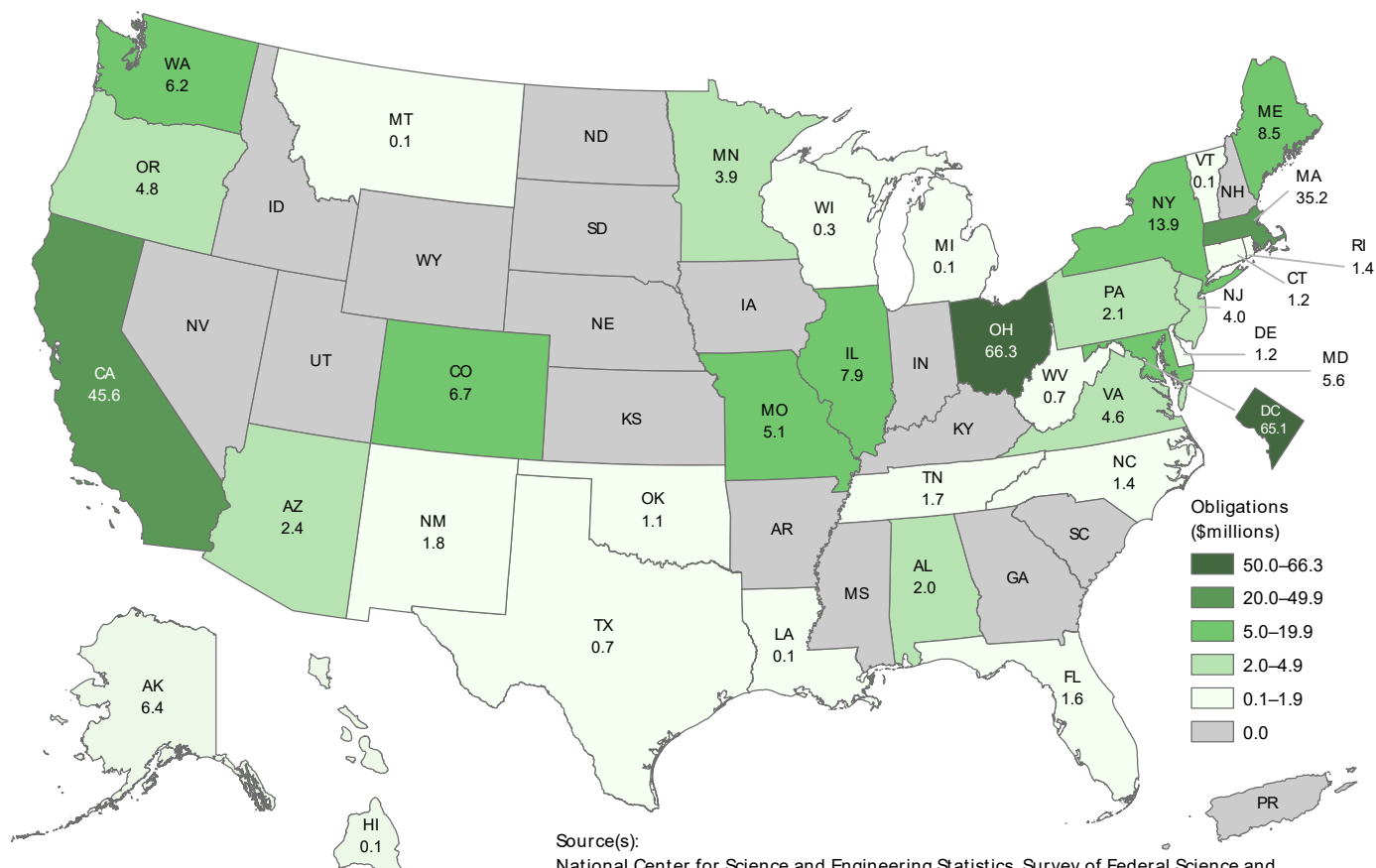
Source(s): National Center for Science and Engineering Statistics, Survey of Federal Science and Engineering Support to Universities, Colleges, and Nonprofit Institutions: FY 2020.

Data for this product are available at [NSF 22-342, tables 32–34](#).

## R&D and R&D Plant Obligations to Nonprofit Organizations from Selected Agencies, by Geographic Area: FY 2020

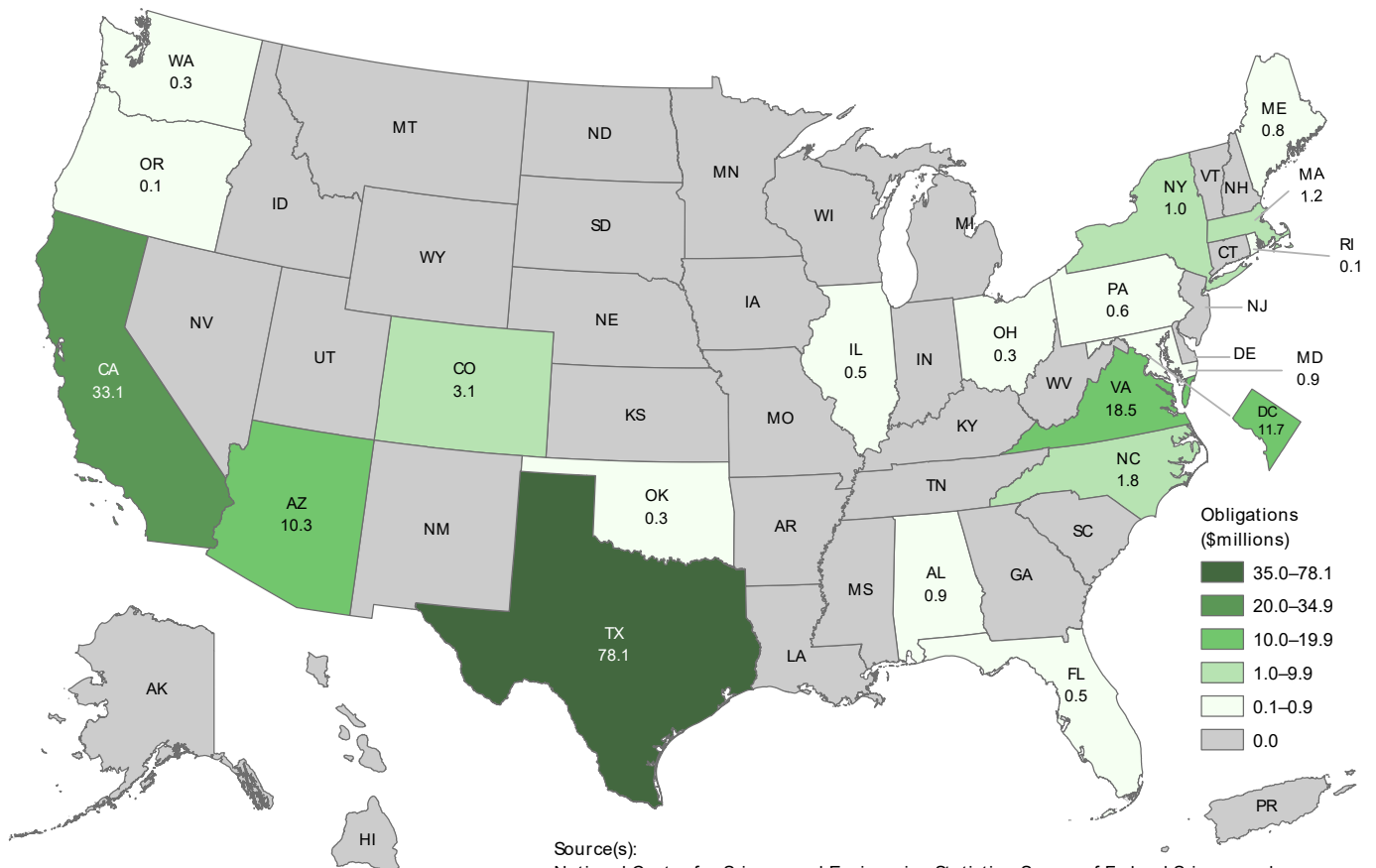
The distribution of funding to nonprofit organizations for R&D and R&D plant across states and areas differs by funding agency. For example, National Science Foundation obligations to nonprofits were greatest in Ohio with over \$66 million in obligations, whereas obligations from the National Aeronautics and Space Administration and the Department of Energy were greatest in Texas at \$78 million and California at \$35 million, respectively.

National Science Foundation obligations for science and engineering R&D and R&D plant to nonprofit institutions, by geographic area: FY 2020



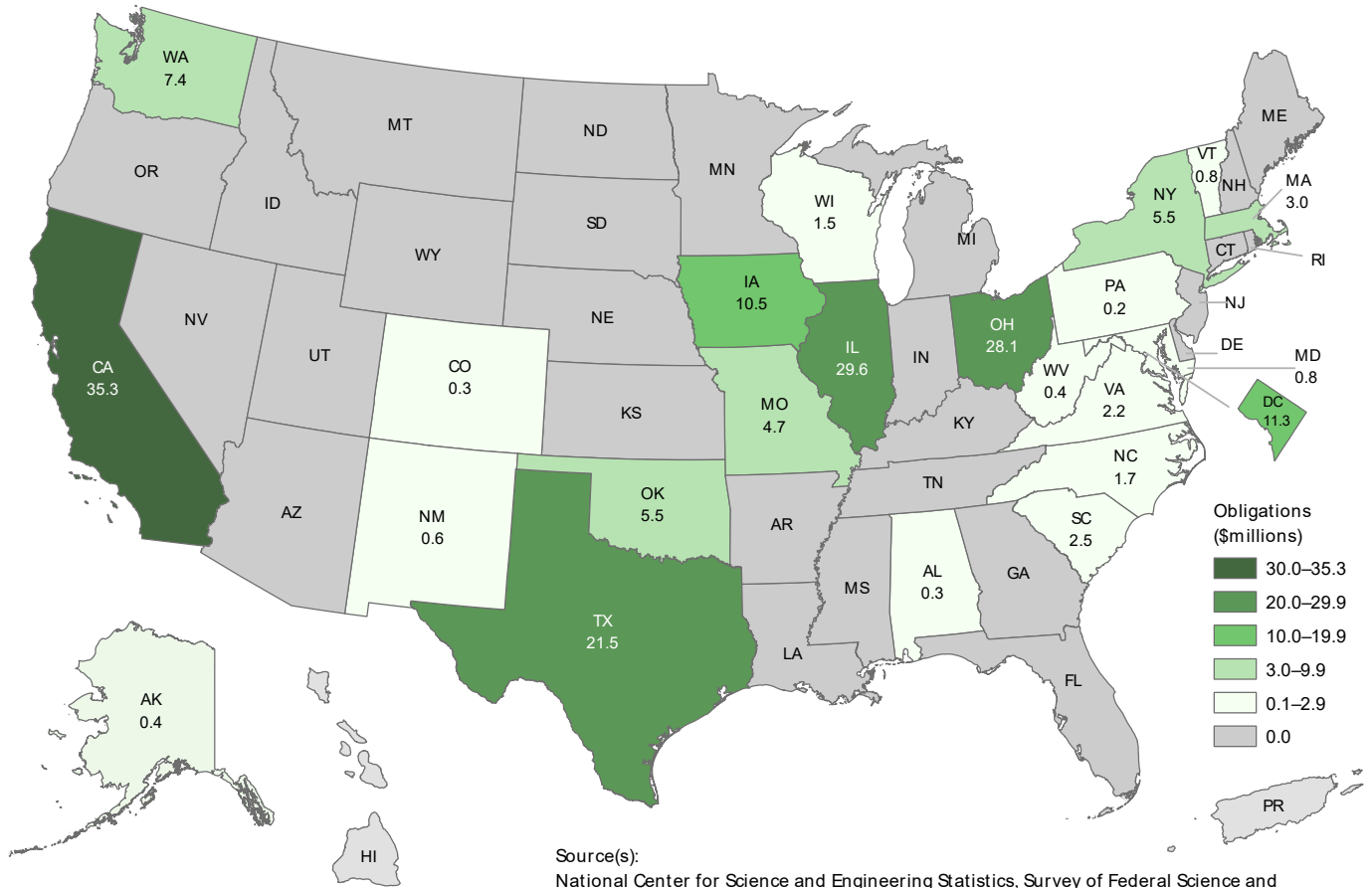
Source(s): National Center for Science and Engineering Statistics, Survey of Federal Science and Engineering Support to Universities, Colleges, and Nonprofit Institutions: FY 2020.

National Aeronautics and Space Administration obligations for science and engineering R&D and R&D plant to nonprofit institutions, by geographic area: FY 2020



Source(s):  
National Center for Science and Engineering Statistics, Survey of Federal Science and Engineering Support to Universities, Colleges, and Nonprofit Institutions: FY 2020.

Department of Energy obligations for science and engineering R&D and R&D plant to nonprofit institutions, by geographic area: FY 2020

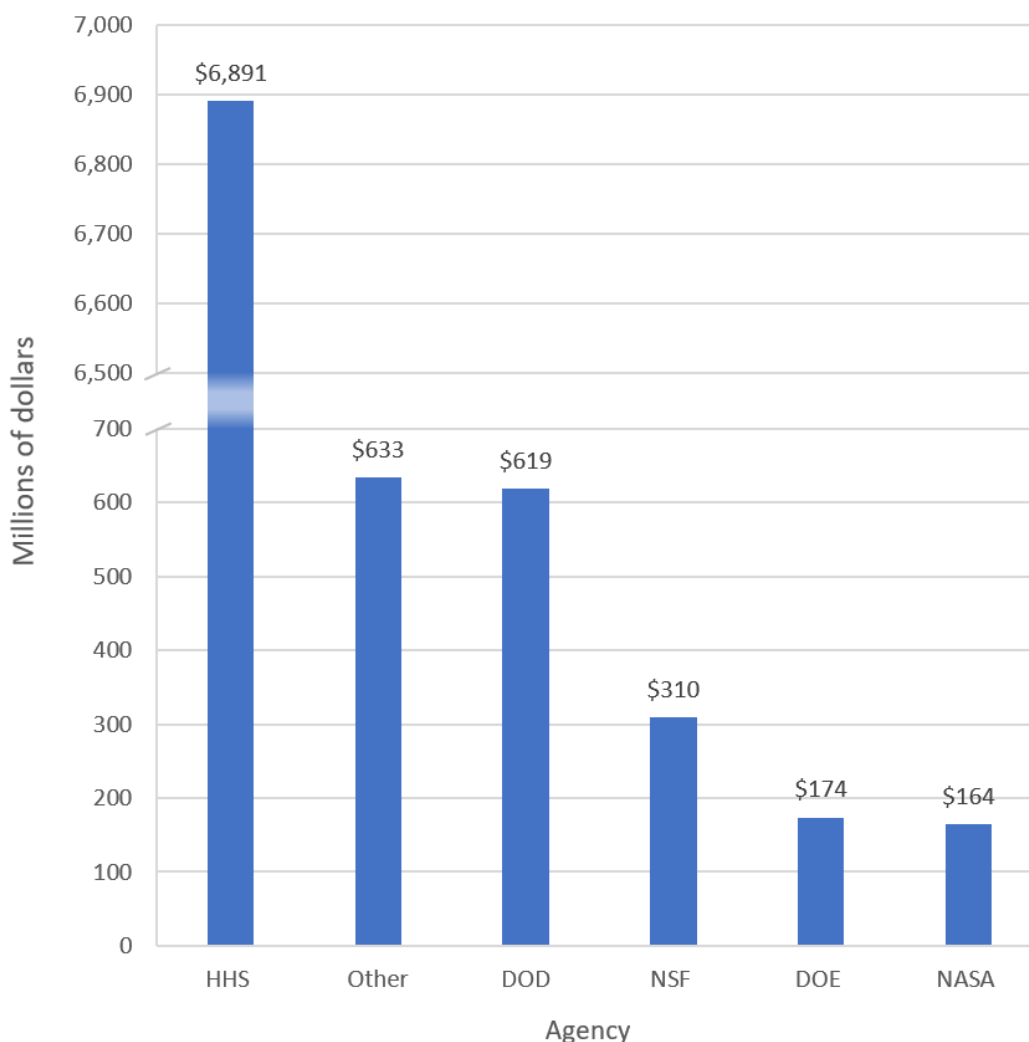


Source(s):  
National Center for Science and Engineering Statistics, Survey of Federal Science and Engineering Support to Universities, Colleges, and Nonprofit Institutions: FY 2020.

## R&D and R&D Plant Obligations by Agency: FY 2020

When it comes to federal agency obligations for R&D and R&D plant to nonprofit organizations, the Department of Health and Human Services (HHS) is the largest funder with nearly \$7 billion in obligations. The National Institutes of Health, within HHS, accounts for nearly \$6.5 billion or 94% of all HHS obligations to nonprofit organizations.

### Federal obligations for R&D and R&D plant, by agency: FY 2020



DOD = Department of Defense; DOE = Department of Energy; HHS = Department of Health and Human Services; NASA = National Aeronautics and Space Administration; NSF = National Science Foundation.

Note(s):

Other includes the Departments of Agriculture, Commerce, the Interior, Education, Homeland Security, Justice, and Transportation, as well as the Environmental Protection Agency, the Nuclear Regulatory Commission, and the Social Security Administration.

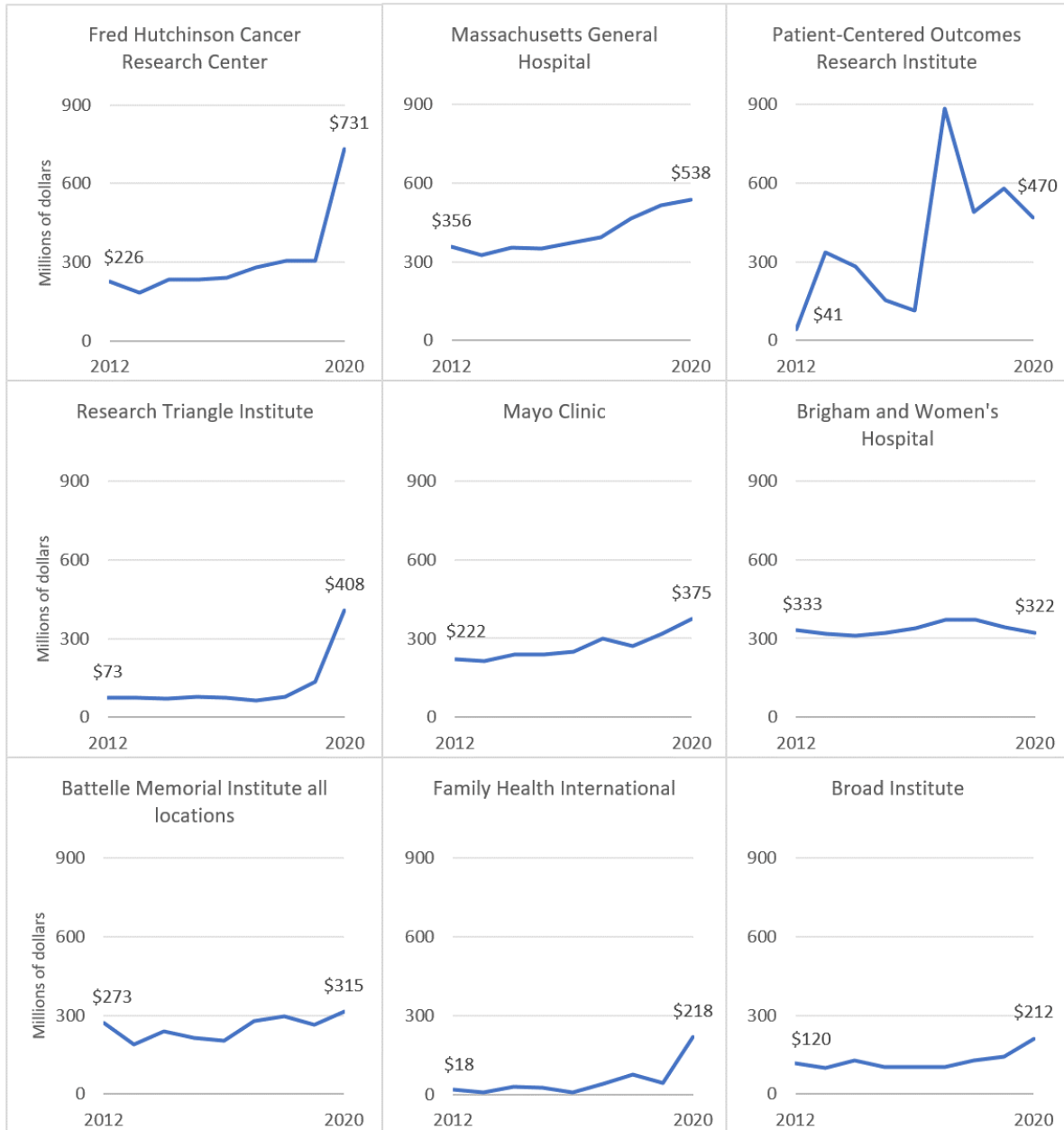
Source(s):

National Center for Science and Engineering Statistics, Survey of Federal Science and Engineering Support to Universities, Colleges, and Nonprofit Institutions: FY 2020.

## R&D and R&D Plant Obligations, by Selected Individual Nonprofit Recipient Organizations: FY 2012–20

The Survey of Federal Science and Engineering Support to Universities, Colleges, and Nonprofit Institutions collects federal agency obligations to individual recipient nonprofit organizations for R&D and R&D plant. The FY 2012 through FY 2020 obligations for the nine largest recipient organizations in FY 2020 for R&D and R&D plant across all federal agencies are presented below.

Federal obligations for R&D and R&D plant to selected nonprofit institutions receiving the largest amounts, ranked by total amount obligated in FY 2020: FYs 2012–20



Source(s):  
National Center for Science and Engineering Statistics, Survey of Federal Science and Engineering Support to Universities, Colleges, and Nonprofit Institutions.